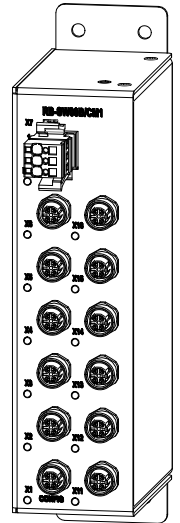


RB-SW00B/CM1

Configurable Ethernet switch

- 12 × 100 Mbps
- Interconnection between units 1 Gbps
- VLAN 802.1Q
- QoS
- Port aggregation
- Port mirroring
- Operation diagnostics
- Connection through M12 connectors D-coded
- Power supply +24 V DC
- Design according to EN 50155



TECHNICAL DATA

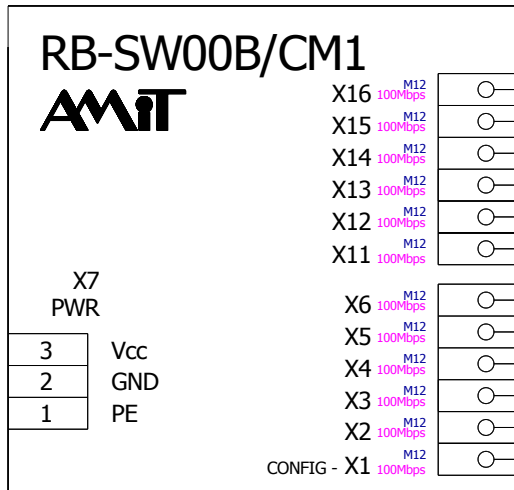
Number of ports	12
Communication rate	100 Mbps (interconnection between six 1 Gbps)
Connection point	12 × connector M12 D-coded
Galvanic separation	yes
Galvanic separation strength	1000 V AC / 1 minute *)
Power supply voltage	16.8 V to 33.6 V DC
Power consumption	Max. 0.3 A at 24 V DC
Connection point	Connector WAGO 769-663/003-000
Cover	IP20
Operating temperature	-40 °C to 70 °C
Storage temperature	-40 °C to 70 °C
Maximum ambient humidity	< 95 % non-condensing
Mounting	4 × hole ø 5.5 mm
Weight	1.9 kg
Dimensions (w × h × d)	(55 × 233 × 116) mm

*) Insulation may not be used for dangerous voltage separation.

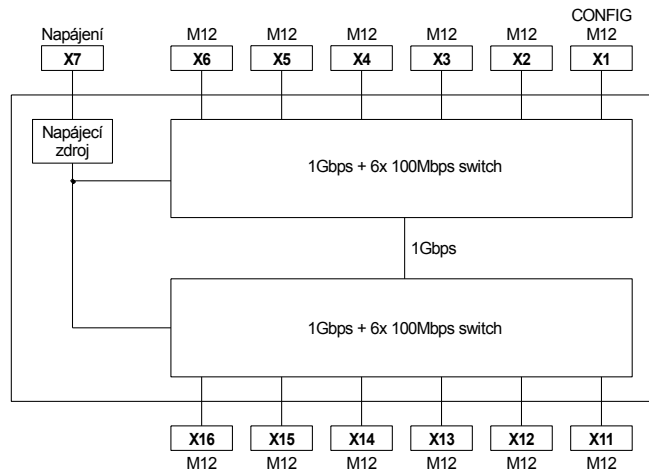
ORDERING INFORMATION

RB-SW00B/CM1	Ethernet switch, Power supply connector counterpart, Certificate of product quality and completeness, Routine testing protocol, Insulation testing protocol
M12M04D-MC/A	M12 connector counterpart

RECOMMENDED DRAWING SYMBOL



BLOCK DIAGRAM



CONNECTORS SPECIFICATION

Connector	Meaning
X1	Port 100 Mbps, configuration port
X2 to X6	Port 100 Mbps
X11 to X16	Port 100 Mbps
X7	Power supply

CONNECTOR X7 (POWER SUPPLY)

Terminal	Label	Meaning
1	PE	Module chassis
2	GND	Power supply, ground
3	Vcc	Power supply, +24 V DC

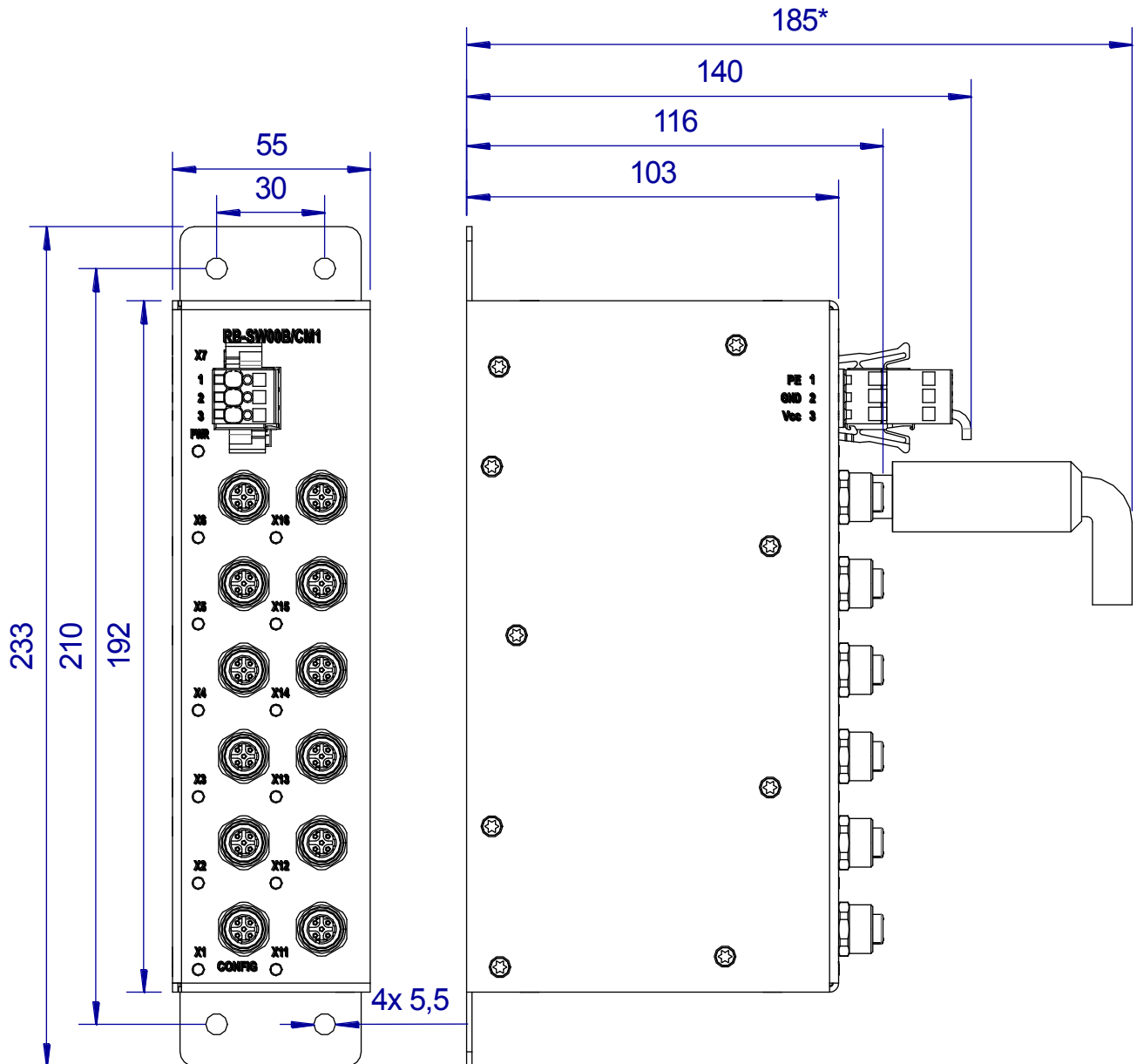
MEANING OF LEDS

LED	Status	Meaning
PWR	Lights	Power supply OK
X1 to X6 X11 to X16	Lights	Cable connection detected
X1 to X6 X11 to X16	Blinks	Running communication

RB-SW00B/CM1

Configurable Ethernet switch

MECHANICAL DIMENSIONS



*) depends on type of used connector, all dimensions are in mm

Data provided in this datasheet are only informative. Detailed information can be found in operational manual ([rb-sw00bcm1_g_en_xxx.pdf](#)). Configuration is performed by means of **ESWConfig** program. Documentation and program can be downloaded from www.amit-transportation.cz web site.